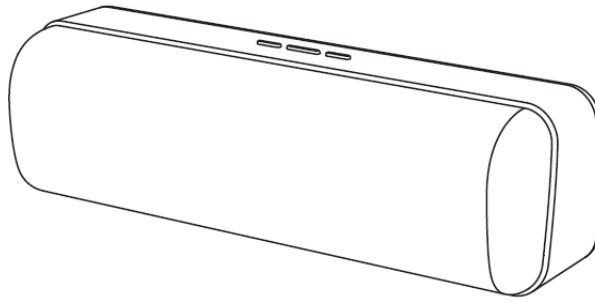


## **INSTRUCTION MANUAL**

### **BLUETOOTH SPEAKER**



Thank you for choosing **WELL**. Please read carefully the following instructions and keep them within reach.

**Reorder No: SPKR-BT-REBEL-WL**

#### **SAFETY PRECAUTIONS**

Never use the speaker when charging.

Do not let children play with the product.

Clean the exterior with a slightly damp, non-abrasive cloth.

Do not hit the product.

Do not use in high temperature environments.

Product performance will decrease when used in cold regions.

Do not throw the product into the fire.

Do not immerse the speaker in water or any other liquid.

Do not wrap the cable around the body.

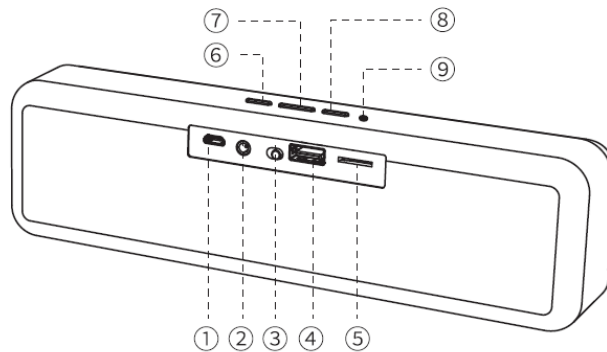
Do not operate the appliance if it has a damaged cable, after the device has shown signs of malfunction, has been dropped or damaged in any way. Unit inspection and / or repair should be done by a qualified person before further use.

Do not operate or place the speaker on or near any hot surface or combustible materials and keep it away from open flames.

### Contents:

- 1x Bluetooth Speaker
- 1x USB Charging Cable
- 1x Dual 3.5mm Auxiliary Cable
- 1x Instruction Manual

### Product Parts:



1. Micro USB Port
2. Auxiliary Cable Input
3. On / Off switch
4. USB Port (USB no included)
5. Micro SD Card Port (Micro SD Card not included)
6. NEXT / VOL “+” button
7. Play / Pause button
8. PREVIOUS / VOL button “ - ”
9. Charge status indicator with LED light

### Adjusting the volume

1. Press and hold the VOL “-” button to decrease the volume.
2. Press and hold the VOL “+” button to increase the volume.



### Playing Music

1. Press the play / pause button only once to play or pause a song; press and hold for Bluetooth / FM / AUX / USB mode change.
2. Press the VOL “-” button once to go to the PREVIOUS song.
3. Press the VOL “+” button once to go to the NEXT song.



### On / Off Switch

1. Move the on / off switch to “On”, the status indicator with LED light will turn blue.
2. Move the on / off switch to "Off", the light will turn off.

### **Bluetooth connection**

When you turn on the speaker you will be in Bluetooth mode. Activate the Bluetooth connection on your phone and search or scan the Bluetooth name "BT SMILE" and press the name to connect the audio. The audio will play a "Ding Dong" sound indicating that the Bluetooth has been successfully connected. Play a song or video on your cell phone to start the speaker playing. The device that has been previously connected to the Bluetooth of the speaker will connect automatically the next time. When the cell phone's Bluetooth is disconnected, the audio will play a "Didu" warning sound. The maximum signal reception distance is 10 meters.

### **Bluetooth call**

When the phone's bluetooth is connected to audio, double-click the "play / pause" button to dial the phone's call log number. When making a call, click (short press) the play key / pause once to connect to the call and then click (short press) the play / pause key again to hang up the call.

### **Micro SD card mode**

Insert a micro SD card, the speaker will recognize automatically (with a voice message) And it will automatically stream music in MP3 format.

### **AUX Mode**

By connecting your music / phone player to the speaker via the supplied 3.5mm dual audio cable, the speaker will automatically recognize it.

### **FM mode**

Firstly, insert the AUXILIARY AUDIO CABLE as the radio antenna and then press and hold the "play / pause" key to switch to the FM radio mode. Press the "play / pause" key for a short time to search for and store the radio station automatically. After the search is complete, go to the radio station to play. Press the previous or next music to select the radio station.

### **Charging:**

1. As the product has a built-in non-removable rechargeable battery, please use the provided micro USB cable for charging. Connect the micro USB input to the Bluetooth speaker and the USB input to a computer or adapter (not included).
2. The charging voltage and current is 5V / 1A, please charge the speaker with input power less than 5V / 1A.
3. During the charging process, the red indicator light will turn on and then off after have the full charge.

### **Notes:**

- A. Only use the charger included with the product.
- B. Battery performance may decrease as you charge and listen to music multiple times. It is a normal phenomenon for all rechargeable batteries.

### **Warnings:**

1. Follow the instructions in the manual before operating the speaker.
2. Please charge the product with input power below 5V / 1A to protect the battery.
3. Do not use this product near water. Do not immerse this product in any liquid or splash any

liquid on this product.

4. Store or use the product in a normal temperature environment.
5. Keep the product away from heat sources such as radiators, hot air regulators, stoves or other heat generating instruments, as it is not resistant to high temperatures.
6. Do not block the product ports, such as charger port, LED port, microphone, etc.
7. To protect your hearing and extend the life of the speaker, setting the volume at the maximum level for a long time is not recommended.
8. Do not hit or throw the product.
9. Do not use the speaker near strong electric or magnetic fields.
10. Do not disassemble the speaker in any way on your own.

### **Product Specifications:**

Bluetooth version: V5.0

Product size: 225 x 60 x 64 mm

Net weight: 439 gr approx.

Speaker: 45mm (X2)

Play time approx.: 3-4 hours

Charging time approx: 2.5 - 3.5 hours

Functions: Bluetooth, AUX, Micro SD Card, FM, USB.

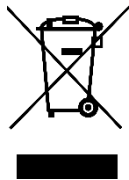
### **TECHNICAL INFORMATION**

Model: SH002

Battery: 3.7V / 1200 mAh

Input power: DC 5V / 1A

Output power: 3W (X2)



Waste electrical and electronic equipment are a special waste category, collection, storage, transport, treatment and recycling are important because they can avoid environmental pollution and are harmful to health. Submitting waste electrical and electronic equipment to special collection centers makes the waste to be recycled properly and protecting the environment. Do not forget! Each electric appliance that arrives at the landfill, the field, pollutes the environment!



### **Importer & distributor:**

SC VITACOM ELECTRONICS SRL

CIF: RO 214527

Tel. 0264-438401\*

[sales@vitacom.ro](mailto:sales@vitacom.ro), [www.vitacom.ro](http://www.vitacom.ro)